

CHEROKEE

ALPHA WOLF

TRAVEL TRAILERS



FOREST RIVER

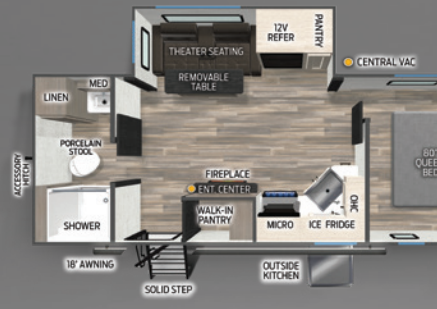
FORESTRIVERINC.COM



17MKE



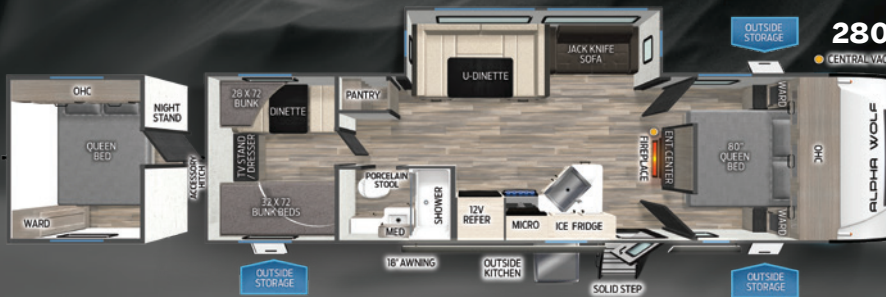
17CB



2500RL



25RB




280QBS



ALPHA WOLF SPECIFICATIONS

	17MKE	17CB	22SW	23DBH	23LDE	25RB	2500RL	26RL	26DBH	280QBS	33RL	33BH
▶ HITCH (LBS.)	635	530	735	770	885	910	880	1080	995	880	1195	1135
▶ GVWR (LBS.)	6,995	6,995	7,735	7,770	7,885	7,910	7,880	9,750	7,955	8,695	11,395	10,665
▶ UVW (LBS.)	4,883	4,613	5,513	5,903	5,850	6,581	6,123	7,258	6,625	6,668	8,833	8,063
▶ CCC (LBS.)	2,112	2,382	2,222	1,867	2,035	1,329	1,757	2,492	1,330	2,027	2,562	2,602
▶ EXT LENGTH (FT/IN)	23' 8"	23' 1"	27' 0"	30' 4"	28' 6"	31' 1"	30' 11"	34' 6"	32' 8"	34' 0"	39' 3"	37' 2"
▶ EXT HEIGHT W/STD AC (FT/IN)	11'	11'	11'	11'	11'	11'	11'	11'2"	11'	11'	11'4"	11'2"
▶ EXT WIDTH (FT)	8'	8'	8'	8'	8'	8'	8'	8'	8'	8'	8'	8'
▶ FRESH WATER TANK (GAL.)	81	81	81	81	81	81	81	81	81	81	81	81
▶ BLACK WATER TANK (GAL.)	35	35	35	35	35	35	35	35	35	35	35	70
▶ GREY WATER TANK (GAL.)	35	35	70	35	70	35	35	70	70	35	70	70
▶ AWNING (FT)	15'	15'	15'	15'	20'	18'	20'	11'/9'	20'	18'	11'/14'	20'



ALPHA WOLF "TOP TWENTY" FEATURES

- \$ Armored Underbelly Tank Enclosure and Forced Air Heat
- \$ Thermo-Control Reflective Safety Glass Windows
- \$ PVC Roof Membrane w/ Heat Reflectivity and Lifetime Warranty
- \$ Central Air Conditioning Unit (15,000 BTU) w/ Quick Cool
- \$ 12V Heating Pads on All Holding Tanks
- \$ Super-Lumen Lighting System w/ Dimmer (LR/Kit/Main Bedroom) (Main Living Area)
- \$ Fully Adjustable, Slow Rise, Blackout/ Roller Shades (Main
- \$ Solid Surface Kitchen Countertops w/ Underlighting
- \$ Pano-Vision Front Gel-Coated Cap w/ Oversized Window
- \$ On Demand Tankless Hot Water Heater
- \$ Workstation Kitchen Farm Style Sink w/ Cup Washer
- \$ G-Glass Entry Door w/ Friction Hinge, Window and Shade Prep
- \$ Rear 2" Accessory Hitch Receiver
- \$ Slam Latch Storage Doors w/ "Safety Stay" Magnets
- \$ Pet Friendly "Clean Sweep" Floor Design (No Heat Vents)
- \$ Juice Pack Solar Power (100W Roof Mount Panel, Series 27 Battery, Battery Disconnect and Box, Voltmeter, and 30AMP Solar Charger)
- \$ Carpetless Floor Design
- \$ Large Exterior Folding Assist Grab Handle (Main Entry)
- \$ Power Front Jack w/ Light
- \$ 60" X 80" Residential Size Queen Bed



ALPHA WOLF STANDARDS & OPTIONS

STANDARD FEATURES

(Not all items available on all models)

- + Individual Reading Lights at Bed
- + Nightstand Drawers (Non-Bed Slide Models)
- + Full Bed Overhead Cabinet Storage (Non-Bed Slide Models)
- + Laundry Chute (Non-Bed Slide Models)
- + Bedroom Fireplace (Bed Slide Models)
- + Full Walk Around Bedroom
- + Under Bed Shoe Barn
- + Pleated Shades in Bedroom and Bunkroom
- + Sun Bench Front Window Seating Area (Bed Slide Models)
- + Washer/Dryer Prep Wardrobe (Bed Slide Models)
- + Secondary Wardrobes (Bed Slide Models)
- + Super-Stor Bedroom Cabinetry w/ Full Depth Hanging Space
- + Bedroom TV Prep
- + Nautilus Style Shower w/ Retractable Splash Proof Door (Square Shower Pan)
- + Glass Shower Door (Radius Shower Pan)
- + Shower Skylight
- + Porcelain Stool w/ Water Jet Assist and Foot Flush
- + 10 cu. ft. Refrigerator
- + Trash Can Storage and Hidden Drawer (All Islands)
- + Floating Dinette Table w/ Drawer Storage (26RL, 33RL)
- + Booth Dinette w/ Pots and Pans Drawers (Where Applicable)
- + Hidden Pantry/Entertainment Center (Where Applicable)
- + "Blackout" Wheel Package
- + Undermount Sewer Hose Carrier
- + Home Security/Safety Camera System Prep (2 Side, 1 Over Main Entry, 1 Rear)
- + "ToughBend" Rigid Skirt Metal Design
- + Outside TV Prep
- + Leash Latch Pet Safety Technology
- + Outside Shower w/ Hot and Cold Water
- + "SuperStor" Pass Thru Storage Compartment
- + "Niagara" Size 81 Gallon Fresh Water Tank
- + 5/8" Tongue and Groove Plywood Floor Decking
- + 1x Engineered Wood "Super Truss" Roof Structure with 3/8" Decking
- + LP Quick Connect

WEATHER GUARD PACKAGE

(Not all items available on all models)

- + Armored Underbelly Tank Enclosure and Forced Air Heat
- + 12V Heat Pads on All Holding Tanks
- + High Capacity Electric Fireplace 5,200 BTU (N/A 17CB, 17MKE, 23LDE)
- + Insulator Series Wood Roof and Floor Superstructure
- + Oversized Bathroom Attic Fan for Increased Interior Air Flow
- + Thermo-Control Reflective Safety Glass Windows
- + PVC Roof Membrane w/ Heat Reflectivity and Lifetime Warranty
- + Central Air Conditioning Unit (15,000 BTU) w/ Quick Cool
- + Upgraded Laminated Exterior Walls w/ Block Foam Insulation

LIMITED PACKAGE

(Not all items available on all models)

- + 12V Residential-Style Refrigerator w/ Travel Lock
- + Super-Lumen Lighting System w/ Dimmer (Living Room/ Kitchen/Main Bedroom)
- + Fully Adjustable, Slow Rise, Blackout Roller Shades (Main Living Area)
- + Solid Surface Kitchen Countertops w/ Underlighting
- + Dura Faucet Hand Held Shower Head w/ Flow Control
- + Front Gel-Coated Cap w/ Oversized Window
- + Pano-Vision Window Design
- + Spring Spout Kitchen Faucet w/ Pull-out Sprayer
- + Aluminum Rims
- + Exterior Step(s) w/ Oversized Landing and Quick Release
- + On Demand Tankless Hot Water Heater
- + On The Go™ Rear Ladder Prep
- + Large Range w/ Steel Grated 3-Burner Cooktop and Glass Cover
- + Workstation Kitchen Farm Style Sink w/ Cup Washer
- + G-Glass Entry Door w/ Friction Hinge and Shade Prep
- + Rear 2" Accessory Hitch Receiver
- + Floor Level Motion Light Pathway (Main Bedroom and Bathroom)
- + Slam Latch Pass Thru Storage Doors w/ "Safety Stay" Magnets
- + USB/USBC Charging Stations Throughout

- + Pet Friendly "Clean Sweep" Floor Design (No Heat Vents)
- + Juice Pack - 100W Solar Panel, 30AMP Solar Charger, Battery Disconnect, Battery and Voltmeter
- + Carpetless Floor Design
- + Leash Latch Pet Safety Technology
- + Extended Lend-A-Hand Handrail (Main Entry)
- + Outside Shower w/ Hot and Cold Water
- + Power Front Jack w/ Light
- + Quick Clean Waste Tank Sprayer
- + 80" Residential-Length Mattress
- + Central Vacuum Dustpan (N/A 17CB, 17MKE) - Accessories Available Aftermarket

OPTIONS

- + Rear Queen Bedroom (280QBS Only)
- + 4-Corner Power Travel Trailer Stabilizer Jacks
- + Juice Pack Expansion Kit (200W Panel IPO 100W Panel)
- + 40" LED TV w/ Swing Arm Mount (Main TV Only)
- + 32" LED TV w/ Swing Arm Mount (Main TV Only) - 17CB, 17MKE
- + 50" LED TV w/ Swing Arm (Main TV Only) - 33RL ONLY
- + 50AMP Service w/ 2nd AC Prep (N/A 17CB, 17MKE) - (Standard on 33RL)
- + Second 15,000 BTU Air Conditioner (33RL Only - 50AMP Service Standard)
- + Second 15,000 BTU Air Conditioner (Includes 50AMP Service) - N/A 17CB, 17MKE
- + CSA Standards (Varies by Canadian Province)
- + MVSA Seal (Required on all Canadian Units)
- + Nebraska State Seal (Required on all Nebraska Units)
- + Washington State Seal (Required on all Washington Units)



PRE-DELIVERY INSPECTION FACILITY

20,000 square feet of quality assurance. The bare essentials for a premium product. This state-of-the-art facility gives immediate daily feedback to production for quality assurance in every unit built.



FREE MEMBERSHIP
to Forest River Owners' Group


www.forestriverfrog.com



Learn More:
Scan this barcode using a QR reader on your smart phone to learn more about Forest River.



WWW.FORESTRIVERINC.COM



24/7 EMERGENCY ROADSIDE ASSISTANCE WITH VEHICLE PURCHASE*

TOWING
JUMP-STARTS
TIRE CHANGES
FLUID DELIVERY
LOCKOUT
SERVICE

WINCH-OUT
MOBILE MECHANIC
TECHNICAL
SUPPORT
DEALER LOCATOR
SERVICES



*VALID FOR 1 YEAR FROM DATE OF PURCHASE

All information contained in this brochure is believed to be accurate at the time of publication. However, during the model year, it may be necessary to make revisions and Forest River, Inc., reserves the right to make all such changes without notice, including prices, colors, materials, equipment and specifications as well as the addition of new models and the discontinuance of models shown in this brochure. Therefore, please consult with your Forest River, Inc., dealer and confirm the existence of any materials, design or specifications that are material to your purchase decision. Litho. U.S.A. FOR 1827 P/W: 2020.11.23

YOUR ALPHA WOLF DEALER