

**PRIME TIME**  
Manufacturing



**AVENGER**

# AVENGER FLOORPLANS & SPECIFICATIONS



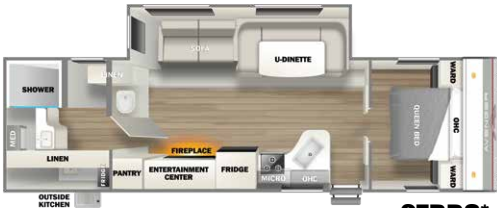
**26BK**



**27BBS\***  
*New*



**27DBS\***



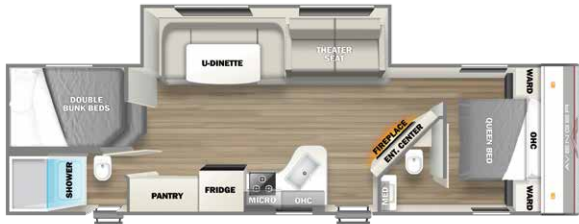
**27RBS\***



**27RKS\***



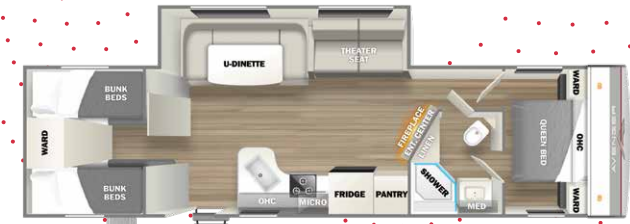
**28BHS\***



**28DBS\***



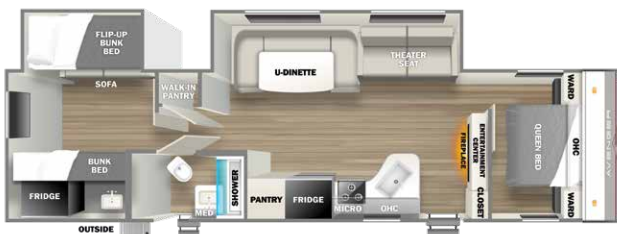
**28REI\***



**29QBS\***



**29RSL\***



**32BHS\***

SPECS	26BK	27BBS	27DBS	27RBS	27RKS	28BHS	28DBS	28REI	29QBS	29RSL	32BHS
LENGTH	28' 11"	32' 10"	32' 11"	33' 6"	33'	34' 6"	35' 0"	33' 9"	36' 11"	34' 2"	37' 6"
HEIGHT	10' 3"	TBD	10' 8"	10' 8"	10' 8"	10' 8"	10' 8"	10' 8"	11' 2"	10' 8"	11' 4"
HITCH WEIGHT	488 lb.	760 lb.	721 lb.	765 lb.	681 lb.	860 lb.	815 lb.	764 lb.	920 lb.	880 lb.	845 lb.
UNLOADED VEHICLE WEIGHT (UVW)	4,776 lb.	6,013 lb.	6,608 lb.	6,663 lb.	6,586 lb.	6,693 lb.	6,883	7,188 lb.	7,168 lb.	6,648 lb.	8,403 lb.
CARGO CARRY CAPACITY (CCC)	2,712 lb.	1,747 lb.	2,913 lb.	2,902 lb.	2,895 lb.	2,967 lb.	2,732 lb.	2,287 lb.	2,552 lb.	3,032 lb.	2,642 lb.
AWNING	13'	15'	16'	16'	16'	19'	16'	10' & 11'	19'	19'	19'

UVW (Unloaded Vehicle Weight) is the typical weight of the unit as manufactured at the factory. It includes all weight at the unit's axle(s) and tongue or pin and LP Gas. The UVW does not include cargo, fresh potable water, additional optional equipment or dealer installed accessories. Estimated Average based on standard build optional equipment.

CCC (Cargo Carrying Capacity) is the amount of weight available for fresh potable water, cargo, additional optional equipment and accessories. CCC is equal to GVWR minus UVW. Available CCC should accommodate fresh potable water (8.3 lbs per gallon). Before filling the fresh water tank, empty the black and gray tanks to provide for more cargo capacity. Estimated average based on standard build optional equipment. See back page for additional specification definitions.

\*LED TV included



**21RBSLE**  
**New**

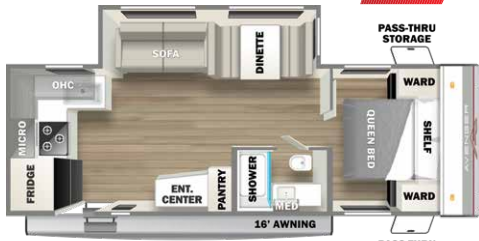


**22MKLE**  
**New**



**24BHSLE** **New**

# AVENGER LE



**24RKSLE**



**New 24RLSLE**



**26DBS LE**



**28QBS LE**

SPECS	21RBSLE	22MKLE	24BHSLE	24RKSLE	24RLSLE	26DBSLE	28QBSLE
LENGTH	27' 7"	26' 9"	28' 2"	29' 7"	29' 4"	30' 11"	34' 6"
HEIGHT	10' 8"	TBD	10' 8"	TBD	10' 8"	10' 8"	10' 8"
HITCH WEIGHT	773 lb.	TBD	660 lb.	595 lb.	575 lb.	665 lb.	780 lb.
UNLOADED VEHICLE WEIGHT (UVW)	5,209 lb.	TBD	5,481 lb.	5,488 lb.	5,366 lb.	5,538 lb.	6,203 lb.
CARGO CARRY CAPACITY (CCC)	2,564 lb.	TBD	2,179 lb.	2,107 lb.	2,209 lb.	2,127 lb.	1,577 lb.
AWNING	15'	13'	13'	16'	16'	16'	19'

# AVENGER LT SINGLE AXLE TRAILER LINE



**16BH**



**16FQ**



**16RD**



**17BHS**



**17FQS**



**25BH**

**New**

SPECS	16BH	16FQ	16RD	17BHS	17FQS	25BH
LENGTH	20'	21' 1"	20' 11"	21' 8"	21' 7"	29' 10"
HEIGHT	9' 11"	9' 11"	9' 11"	9' 11"	9' 11"	TBD
HITCH WEIGHT	343 lb.	386 lb.	390 lb.	332 lb.	355 lb.	TBD
UNLOADED VEHICLE WEIGHT (UVW)	2,970 lb.	2,880 lb.	2,939 lb.	3,197 lb.	3,014 lb.	4,425 lb.
CARGO CARRY CAPACITY (CCC)	810 lb.	1,006 lb.	951 lb.	635 lb.	841 lb.	3,138 lb.
AWNING	10'	10'	10'	10'	10'	TBD

# A RENEWED COMMITMENT TO QUALITY.

When it comes to choosing an RV, customers demand quality. At Prime Time Manufacturing, we have renewed our commitment to product quality and customer satisfaction with our new **Customer Assurance Inspection (CAI)** process.

Before any RV can be cleared to leave our site, it must first pass a newly-developed, **rigorous 125-point checklist**. Our skilled technicians review every model from top to bottom, both inside and out. We check and double-check the entire unit, from water tanks to the electrical system, roof to underbelly, kitchen appliances and countertops—and everything in-between.

When you choose a Prime Time Manufacturing product, you can be assured that our enhanced commitment to quality has been developed with you in mind. **Choose quality. Choose Prime Time Manufacturing.**



Download the Prime Time Manufacturing mobile app or visit our dynamic online manual to enhance your ownership experience. These interactive options provide incredible ease and insight into use, maintenance and enjoyment of your Prime Time Manufacturing product. From "How-To" videos, pictures and illustrations of various components, systems and features, to fully searchable content and downloadable PDFs for individual component owner's manuals, answers are always just a click away.



View the online manual at <http://www.primetimerv.com/OnlineManual.aspx> or download our FREE app from the App Store or Google Play!

## ADDITIONAL SPECIFICATIONS:

**GVWR (Gross Vehicle Weight Rating)** - is the maximum permissible weight of the unit when fully loaded. It includes all weights, inclusive of all fluids, cargo, optional equipment and accessories. For safety and product performance do NOT exceed the GVWR.

**GAWR (Gross Axle Weight Rating)** is the maximum permissible weight, including cargo, fluids, optional equipment and accessories that can be safely supported by a combination of all axles.

Each Forest River RV is weighed at the manufacturing facility prior to shipping. A label identifying the unloaded vehicle weight of the actual unit and the cargo carrying capacity is applied to every Forest River RV prior to leaving our facilities. The load capacity of your unit is designated by weight, not by volume, so you cannot necessarily use all available space when loading your unit.

All information contained in this brochure is believed to be accurate at the time of publication. However, during the model year, it may be necessary to make revisions and Forest River, Inc., reserves the right to make all such changes without notice, including prices, colors, materials, equipment and specifications as well as the addition of new models and the discontinuance of models shown in this brochure. Therefore, please consult with your Forest River, Inc., dealer and confirm the existence of any materials, design or specifications that are material to your purchase decision.

©2023 Prime Time Manufacturing, a Division Of Forest River, Inc., a Berkshire Hathaway Company. All Rights Reserved.



[www.primetimerv.com](http://www.primetimerv.com)  
PO Box 330 • 55470 CR 1 • Elkhart, IN 46515



**SCAN** to access our Owner's Manuals, How-To Videos, YouTube Channel, Website, Facebook, and Instagram!

**FROG™ the Forest River Owners' Group!**

**FREE MEMBERSHIP**  
to Forest River Owners' Group

[www.forestriverfrog.com](http://www.forestriverfrog.com)



**CUSTOMER SATISFACTION**



[www.ForestRiverBuyLocal.com](http://www.ForestRiverBuyLocal.com)



**24/7 EMERGENCY  
ROADSIDE ASSISTANCE  
WITH VEHICLE PURCHASE\***

TOWING  
JUMP-STARTS  
TIRE CHANGES  
FLUID DELIVERY  
LOCKOUT  
SERVICE

WINCH-OUT  
MOBILE MECHANIC  
TECHNICAL  
SUPPORT  
DEALER LOCATOR  
SERVICES



\*VALID FOR 1 YEAR FROM DATE OF PURCHASE



## PRE-DELIVERY INSPECTION FACILITY

20,000 square feet of quality assurance. The bare essentials for a premium product. This state-of-the-art facility gives immediate daily feedback to production for quality assurance in every unit built.



**Learn More**  
Scan this barcode using a QR Reader on your smart phone to learn more about Forest River.



A Berkshire Hathaway company.

DEALER